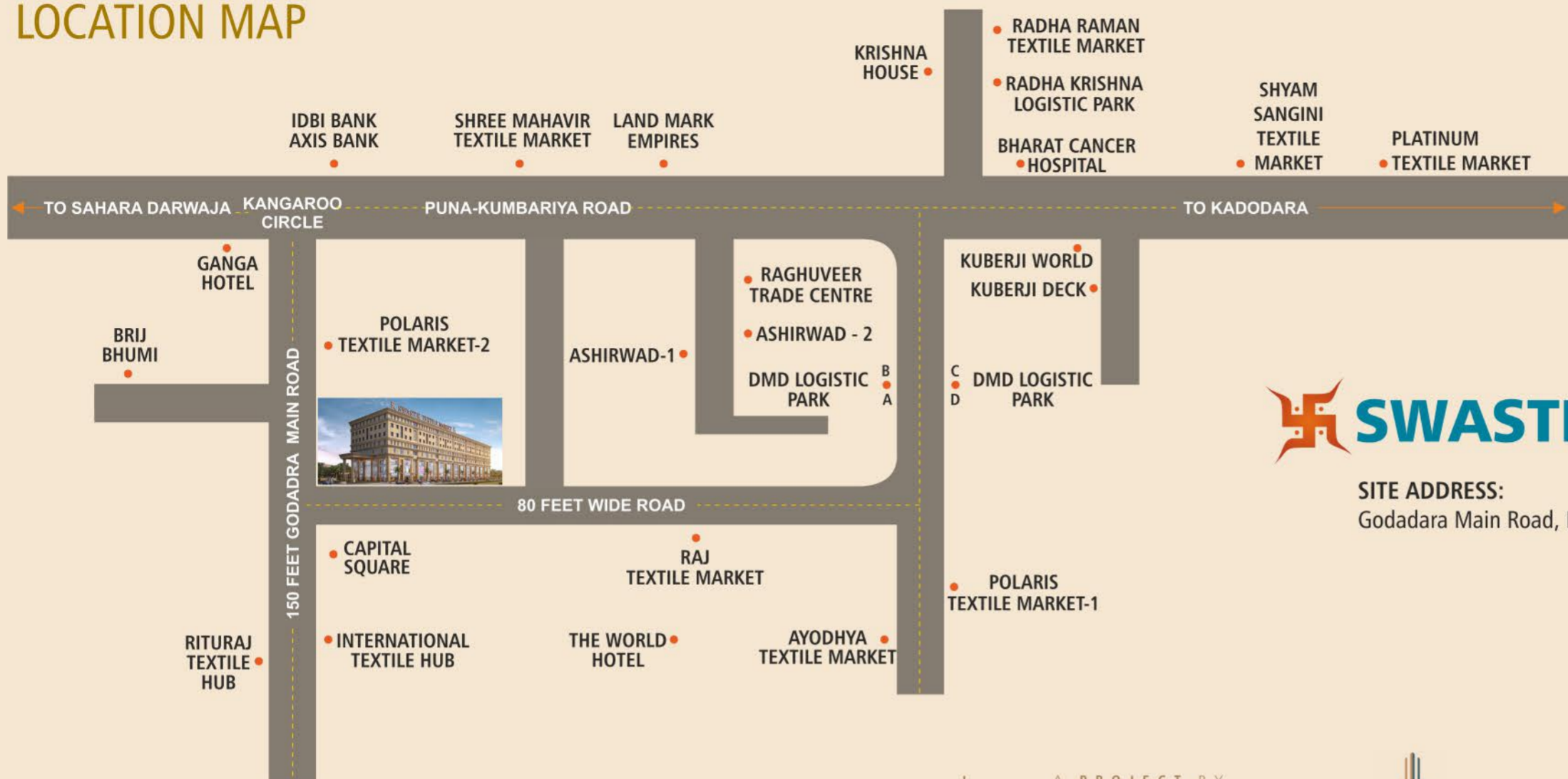


LOCATION MAP



SWASTIK TEXTILE MARKET

SITE ADDRESS:
Godadara Main Road, Near Polaris Textile Market - II, Parvat Patiya, Surat

+91 98251 38353
+91 98251 17918

A PROJECT BY
SOMESHWAR
BUILDING THE TRUST



Elevation & Interiors
Jigar Talati
Surat

Follow on facebook

Someshwar Group | KPM Realty

www.someshwargroup.com | www.kpmrealty.co

MEMBER OF
CREDAI

SWASTIK TEXTILE MARKET





KPM TERRA PRIME, Vesu



SOMESHWAR TEXTILE MARKET, Ring Road



PHOENIX TOWERS, Vesu



RIVOLI, Vesu

OUR PROJECTS

Right from its inception, We have a clear vision and strategy to offer something unique to our customers. This strategy is built upon identifying desirable locations, using striking architecture and only the finest quality finishes, delivering iconic buildings which are clearly distinguishable from their contemporaries.


We constantly endeavor to meet our customers needs and see them prosper. We strive continuously to build long-lasting relationship with our customers. Our whole-hearted commitment to customers is at the core of our business philosophy - an approach that has made professionalism, efficiency and high quality a hallmark of our business.




OLD ELECTRICAL WIRING



ALWAYS WAIT FOR LIFT



DAILY TRAFFIC JAM



HEADACHE OF GOODS DISPATCH

क्या आपकी NEXT GENERATION ऐसी जगह पर आपके द्वारा स्थापित काम को आगे बढ़ा पायेगी ?

काश- - - मेरे मार्केट में **HI-SPEED LIFT** होती ।
 यहां हमेशा **TRAFFIC** जाम रहता है- - -
PARKING करना एक बड़ी समस्या है ।
 पुरानी **ELECTRIC WIRING** से तो डर लगता है ।
GOODS DISPATCH टाईम पर करना एक **CHALLENGE** है - - -
 काश सीजन के टाईम पर **24** घंटे काम कर पाते- - -
 स्टाफ के **रहने** की सुविधा होती तो कितना अच्छा होता ।
24 HOURS X 365 DAYS की **SECURITY** और **VIDEO CAMERA** होते तो कितना अच्छा होता ।

क्या इन सब समस्याओं का कोई एक उपाय है ?



GOLDEN OPPORTUNITY FOR REAL USER

- PUNA KUMBHARIYA -
FUTURE MODERN TEXTILE HUB
OF SURAT IN THE MAKING

 **SWASTIK** TEXTILE MARKET 



150 FEET GODADARA MAIN ROAD



80 FEET WIDE ROAD

COLOUR	SUPER AREA	CARPET AREA	SIZE	COLOUR	SUPER AREA	CARPET AREA	SIZE
	960 SQFT	480 SQFT	32'-0" X 15'-0"		1024 SQFT	512 SQFT	32'-0" X 16'-0"
	960 SQFT	480 SQFT	32'-0" X 15'-0"				

GROUND FLOOR PLAN

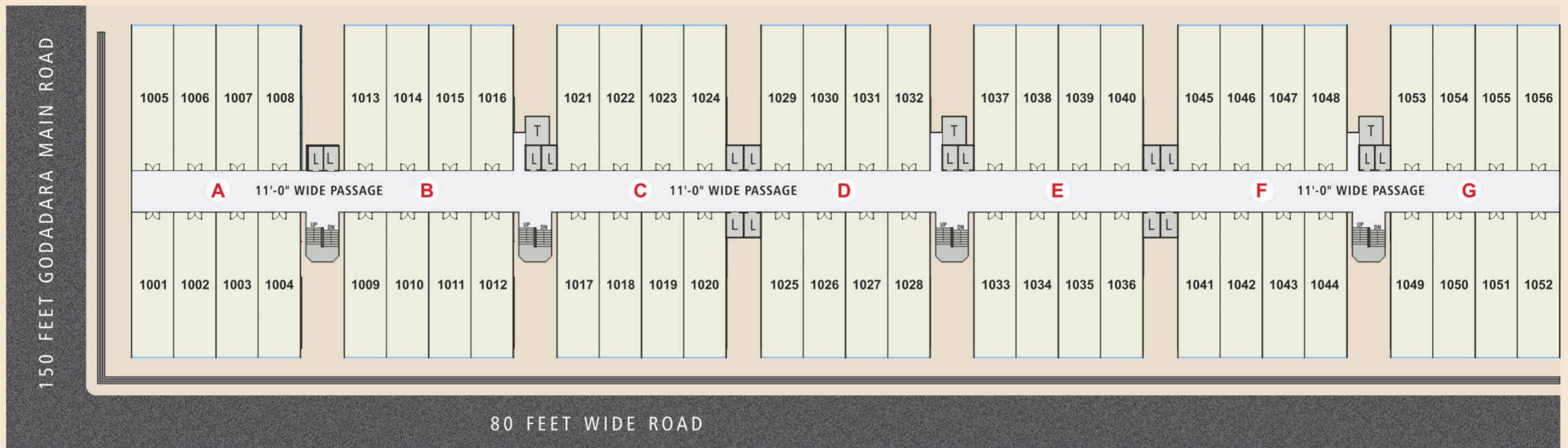
150 FEET GODADARA MAIN ROAD



80 FEET WIDE ROAD

COLOUR	SUPER AREA	CARPET AREA	SIZE	COLOUR	SUPER AREA	CARPET AREA	SIZE
	960 SQFT	480 SQFT	32'-0" X 15'-0"		1024 SQFT	512 SQFT	32'-0" X 16'-0"
	960 SQFT	480 SQFT	32'-0" X 15'-0"		704 SQFT	352 SQFT	32'-0" X 11'-0"

UPPER GROUND FLOOR PLAN



COLOUR	SUPER AREA	CARPET AREA	SIZE
	2244 SQFT	1122 SQFT	18'-0" x 62'-4"

 **1st TO 7th FLOOR PLAN**

SWASTIK TEXTILE MARKET

150 FEET & 80 FEET TWO ROAD CORNER COMPLEX

EXTERNAL ELEVATION

- ELEGANT EXTERNAL ELEVATION WITH DESIGNER LIGHTING, ALONG WITH NATURAL LIGHT AND AIR VENTILATION IN EACH UNIT

LANDSCAPING

- ELEGANTLY DESIGNED LANDSCAPING IN OPEN AREAS

PARKING

- PARKING SPACE AT GROUND LEVEL AND TWO LEVEL PARKING FACILITY IN BASEMENT

ELEVATOR / LIFT

- STANDARD QUALITY AUTOMATIC DOOR PASSENGER LIFT AND GOODS LIFT

TEMPO LOADING UNLOADING FACILITY ON GROUND FLOOR & BASEMENT

GENERATOR

- SILENT DIESEL GENERATOR FOR POWER BACKUP OF SUFFICIENT CAPACITY TO KEEP COMMON BUILDING UTILITIES RUNNING

SECURITY

- C.C.T.V. CAMERAS AT ALL PASSAGES AND PARKING AREA, BASEMENT, FOYER & CAMPUS AREA

FIRE SAFETY

- ADVANCED TECHNOLOGY FIRE FIGHTING EQUIPMENTS WITH FIRE ALARM, FIRE EXTINGUISHER AND SPRINKLER AS PER S.M.C. GUIDELINES

CAFETERIA

- CAFETERIA EXCLUSIVELY FOR THE COMPLEX

PEST CONTROL

- THE BUILDING WOULD BE TREATED WITH ANTI TERMITE TREATMENT AS AN ADDED MEASURE

FLOOR HEIGHT

- SLAB TO SLAB HEIGHT OF 16 FEET

PASSAGE

- MAIN PASSAGES ARE 11 FEET WIDE

PUBLIC ANNOUNCEMENT SYSTEM

RESIDENCE FACILITY PERMISSION

INTERNAL FINISH

- GRANAMITE TILE FLOORING
- POWDER COATED GALVANIZED SHUTTER
- INTERNAL DOUBLE COAT WHITE PUTTI
- ANODIZED ALUMINUM WINDOW WITH REFLECTIVE GLASS
- SUFFICIENT ELECTRIC LOAD WITH 3 PHASE METER